



Littleton Public Schools



Grades 3-5
Fall 2021



Report created by
Panorama Education



Summary

Topic Description	Results	Benchmark
Drug, Alcohol & Tobacco Use (custom)	92%	
Health and wellness (custom)	71%	
Mental health (custom)	73%	
School Climate Perceptions of the overall social and learning climate of the school.	86%	
School Culture (custom)	72%	
School Safety Perceptions of student physical and psychological safety at school.	71%	 80th - 99th percentile compared to others nationally
Sense of Belonging How much students feel that they are valued members of the school community.	88%	
Supportive Relationships How supported students feel through their relationships with friends, family, and adults at school.	90%	 80th - 99th percentile compared to others nationally
Teacher-Student Relationships How strong the social connection is between teachers and students within and beyond the classroom.	78%	

2,382 responses



Drug, Alcohol & Tobacco Use (custom)

Your average

92%

2,382 responses

How did people respond?

Q.1: Have you ever tried alcohol, cigarettes, or any other drugs?



Favorable: **93%**

Q.2: Have you ever been offered alcohol, cigarettes, or any other drugs?



Favorable: **93%**

Q.3: Have you ever seen other kids your age using drugs or alcohol?



Favorable: **90%**



Health and wellness (custom)

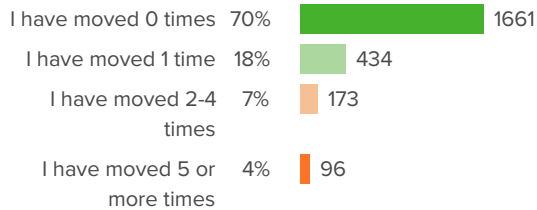
Your average

71%

2,382 responses

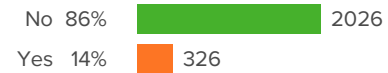
How did people respond?

Q.1: During the past 12 months, how many times have you moved?



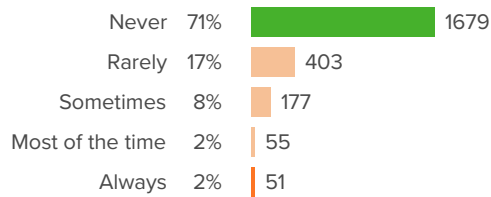
Favorable: **89%**

Q.2: During the past 12 months, have you or your family worried about a place to live?



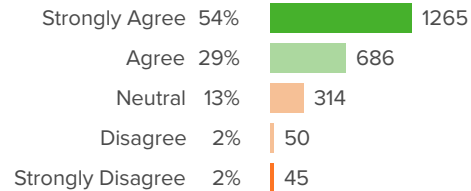
Favorable: **86%**

Q.3: During the past 30 days, how often did you go hungry because there was not enough food in your home?



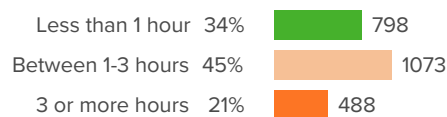
Favorable: **71%**

Q.4: My family expects me to attend school every day.



Favorable: **83%**

Q.5: During a typical day, how many hours do you spend on a media device for a purpose other than homework - for example, media devices such as a phone, computer, laptop/tablet?



Favorable: **34%**

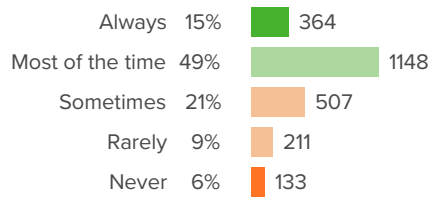
Q.6: I can use my phone, computer or other device without any rules by my parents/guardians.



Favorable: **70%**



Q.7: In the past year, how much time did you spend learning in-person?



Favorable: **64%**



Mental health (custom)

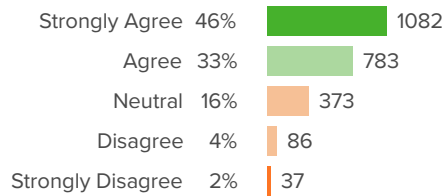
Your average

73%

2,382 responses

How did people respond?

Q.1: I feel safe at my school.



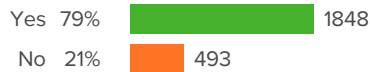
Favorable: **79%**

Q.2: I would feel comfortable asking an adult for help if I felt worried, sad, or scared.



Favorable: **73%**

Q.3: I would tell an adult at school if I was worried about my safety.



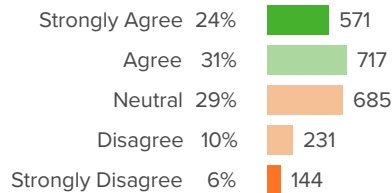
Favorable: **79%**

Q.4: I would tell an adult at school if I was worried about a friend's safety.



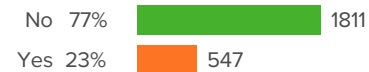
Favorable: **92%**

Q.5: I feel safe to express who I am at my school.



Favorable: **55%**

Q.6: In the past 2 weeks, I have felt sad or worried almost every day



Favorable: **77%**



Q.7: COVID-19 has been hard on me and my family.



Favorable: **57%**



School Climate

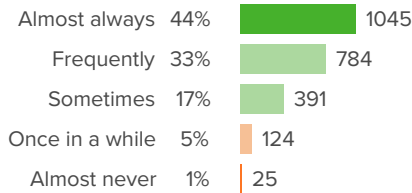
Your average

86%

2,382 responses

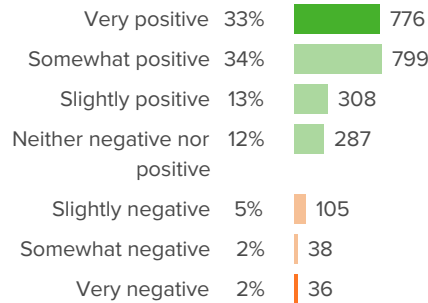
How did people respond?

Q.1: How often do your teachers seem excited to be teaching your classes?



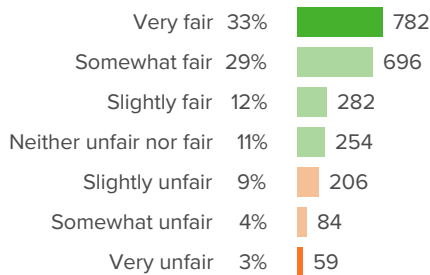
Favorable: **94%**

Q.2: How positive or negative is the energy of the school?



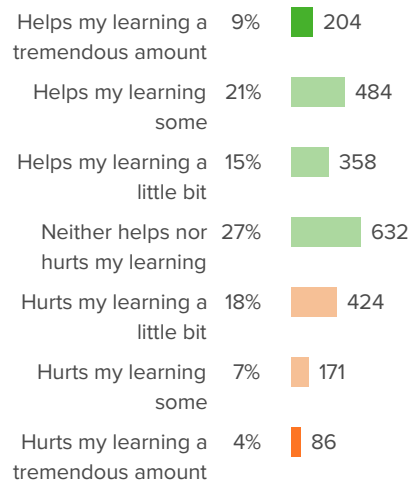
Favorable: **92%**

Q.3: How fair or unfair are the rules for the students at this school?



Favorable: **85%**

Q.4: At your school, how much does the behavior of other students hurt or help your learning?



Favorable: **71%**



School Culture (custom)

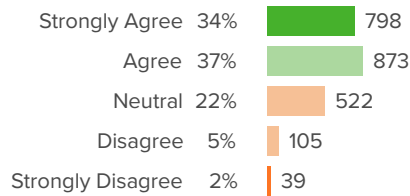
Your average

72%

2,382 responses

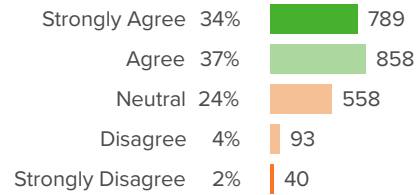
How did people respond?

Q.1: Adults in my school treat all students fairly.



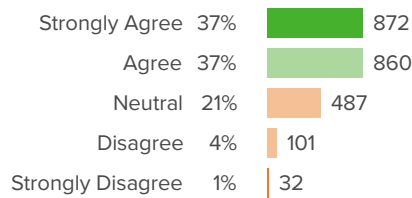
Favorable: **72%**

Q.2: Students in my school respect differences in other students (for example, where they come from, what they look like, etc.).



Favorable: **70%**

Q.3: My school tries to involve all families in school activities.



Favorable: **74%**



School Safety

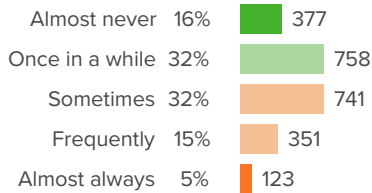
Your average

71%

2,382 responses

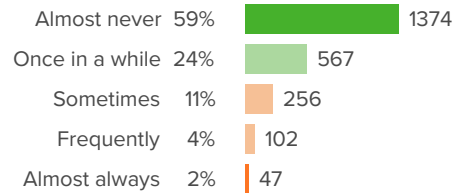
How did people respond?

Q.1: How often are people disrespectful to others at your school?



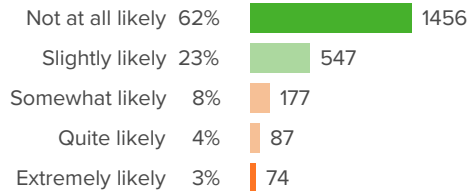
Favorable: **48%**

Q.2: How often do students get into physical fights at your school?



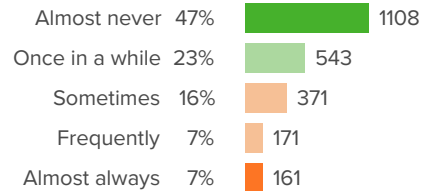
Favorable: **83%**

Q.3: How likely is it that someone from your school will bully you online?



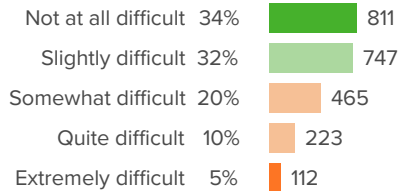
Favorable: **86%**

Q.4: How often do you worry about violence at your school?



Favorable: **70%**

Q.5: If a student is bullied in school, how difficult is it for him/her to get help from an adult?



Favorable: **66%**



Sense of Belonging

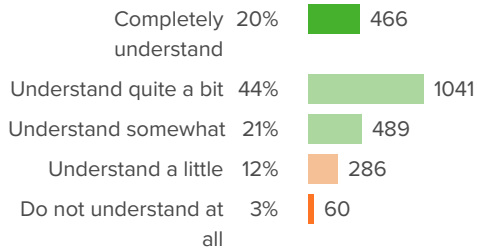
Your average

88%

2,382 responses

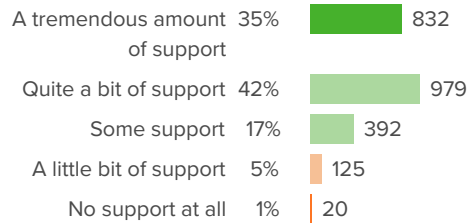
How did people respond?

Q.1: How well do people at your school understand you as a person?



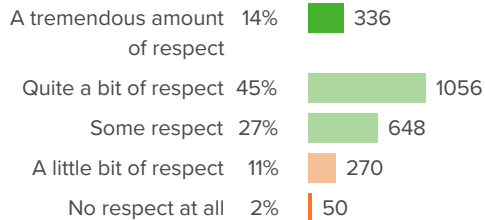
Favorable: **85%**

Q.2: How much support do the adults at your school give you?



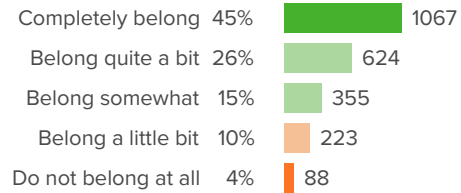
Favorable: **94%**

Q.3: How much respect do students at your school show you?



Favorable: **86%**

Q.4: Overall, how much do you feel like you belong at your school?



Favorable: **87%**



Supportive Relationships

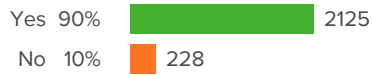
Your average

90%

2,382 responses

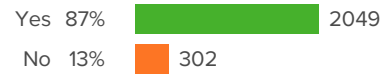
How did people respond?

Q.1: Do you have a friend from school who you can count on to help you, no matter what?



Favorable: **90%**

Q.2: Do you have a teacher or other adult from school who you can count on to help you, no matter what?



Favorable: **87%**

Q.3: Do you have a family member or other adult outside of school who you can count on to help you, no matter what?



Favorable: **93%**



Teacher-Student Relationships

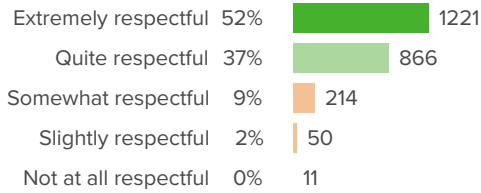
Your average

78%

2,382 responses

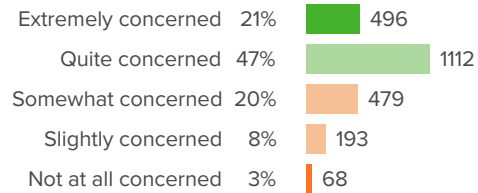
How did people respond?

Q.1: How respectful are your teachers towards you?



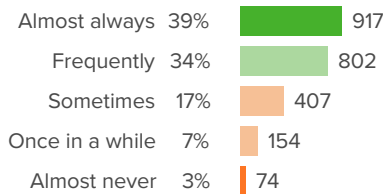
Favorable: **88%**

Q.2: If you walked into class upset, how concerned would your teachers be?



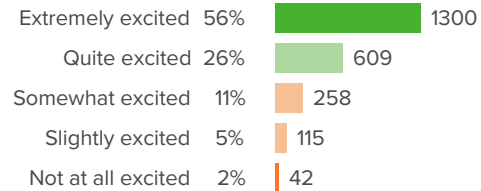
Favorable: **68%**

Q.3: When your teacher asks, "how are you?", how often do you feel that your teachers really want to know your answer?



Favorable: **73%**

Q.4: How excited would you be to have your teachers again?



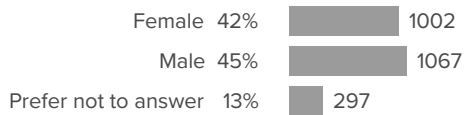
Favorable: **82%**



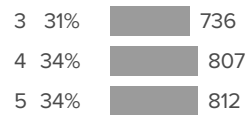
Background Questions

How did people respond?

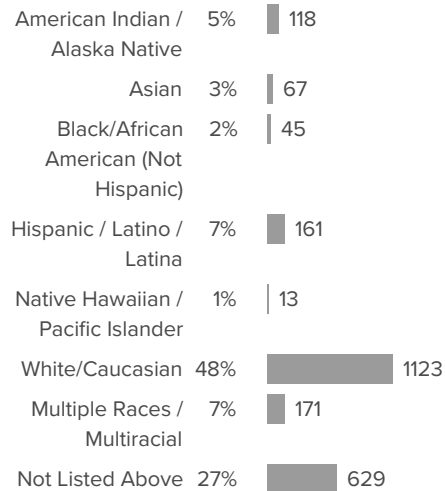
Q.1: What is your gender?



Q.2: What grade are you in?



Q.3: What is your race or ethnicity? (Please fill in the circle that best describes you)



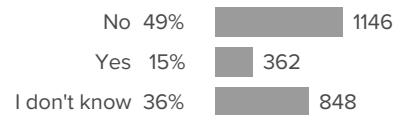
Q.4: Is English your first language?



Q.5: Are you involved in any extra-curricular activities at your school?



Q.6: Do you receive special education services?





Q.7: Do you participate in the SACC program before or after school?

